


1"
square

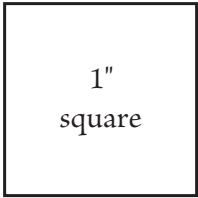
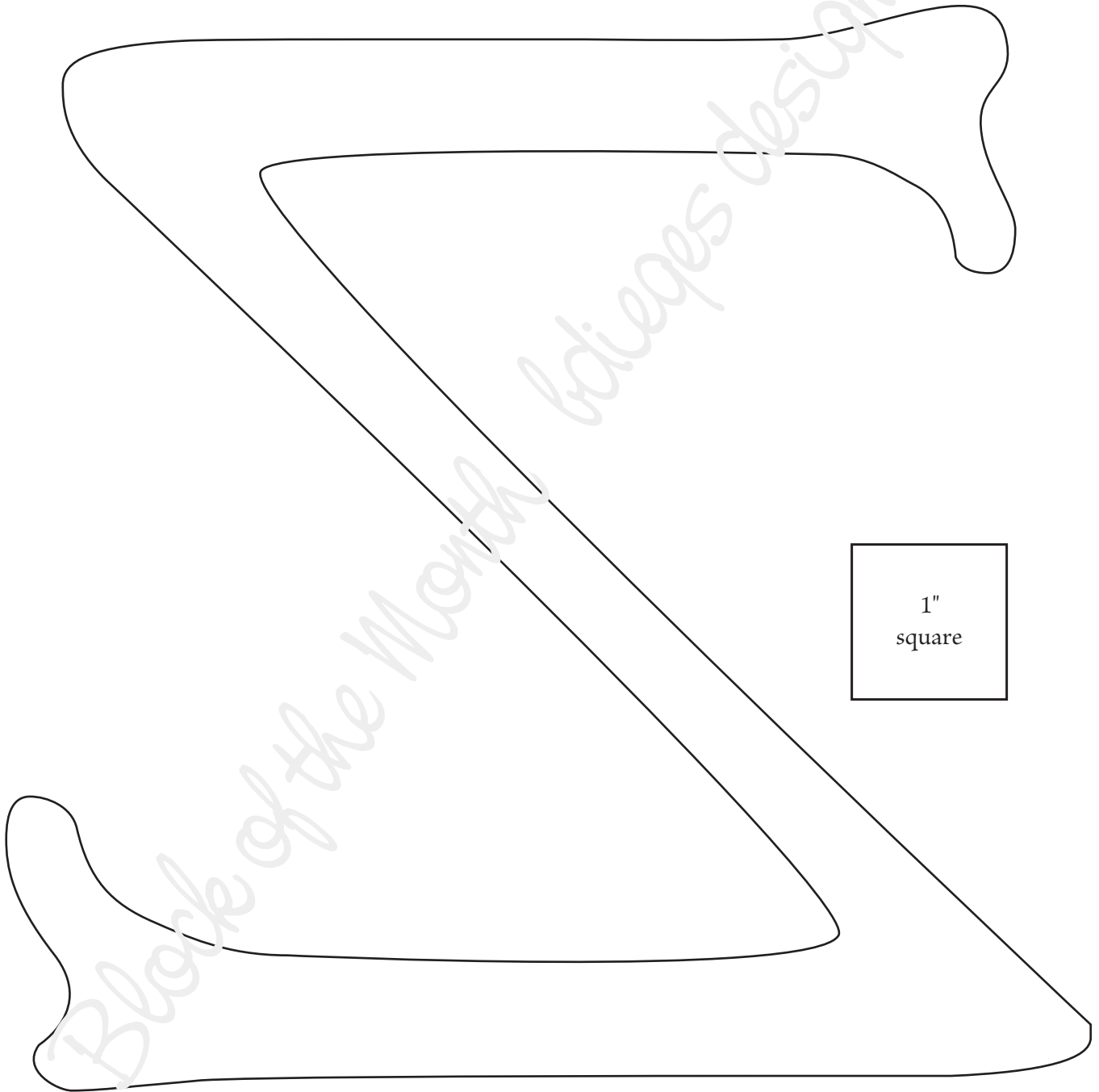
Floral Alphabet
Block of the Month
bdieges designs ©2017



zinnia

Letter is reversed
for freezer
paper appliqué.

Floral Alphabet
Block of the Month
bdieges designs
©2017

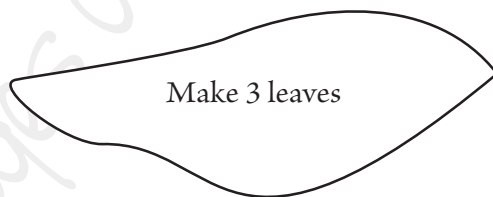

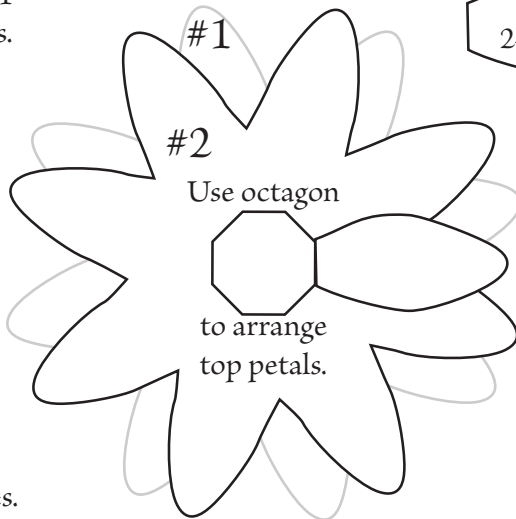


Templates have been reversed for freezer paper appliqué.

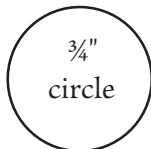
The flower is made with the two star shaped templates and individual petals on top. Place #1 is on the bottom, then #2 on top of it and off-set and finally the 8 petals are appliquéd on top, aligning the flat end of the petal with the octagon, covering the inner points of the two under layers. Appliqué the tips and half way along each side of the star shaped templates, do not stitch the inner points, because they covered!



Cut 3 1" circles.



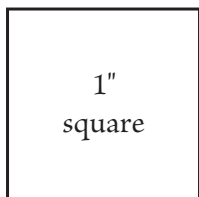
Cut 3 1 1/4" fabric circles.




Use three different fabrics, a different one for each layer and the top petals.



Floral Alphabet
Block of the Month
bdieges designs©2017



Floral Alphabet
bdieges designs©
2017



Letters are reversed for
freezer paper applique.

